Glastender®

A family company manufacturing in the USA

www.glastender.com

Project: _____	AIA#
Item #: _____ Qty: _____	SIS#
Model #: _____	

Drop-In Rinser Faucet

DI-RF	DI-RF7, DI-RF12, DI-RF18, DI-RF24, DI-RF30, DI-RF36

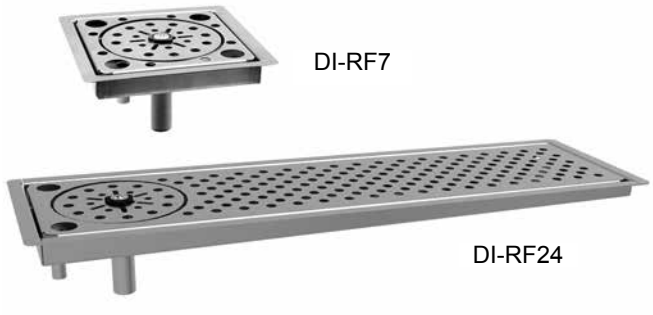

Standard Features

- All stainless steel construction
- Pan includes radius interior corners for easy cleaning
- Drain is a 1/2" welded tailpiece that exits from the bottom of the unit
- Drain pan includes 1/2" flange
- Installation kit includes: 10' of clear vinyl drain tube, five - 4" Ty-wraps, and two - 1/2" plastic elbows

Installation

Notes:

- Important: Unit must be installed in conformance with applicable federal, state, and local plumbing codes, including adequate backflow when required.
- Must install backflow prevention device conforming to ANSI/ASSE 1022 or ANSI/ASSE 1024 to meet plumbing code (not included).
- Install in-line water regulator (included).
- A separate shut-off valve is recommended (not included).

Instructions:

1. Make a cut-out in work surface using cut-out dimensions (located under Specifications) for appropriate model.
2. Make initial drain connections, especially if access to drain is limited once the unit is in place.
3. Place unit into cut-out and finish plumbing the drain line.
4. To establish proper sanitation operation and to comply with NSF & health codes, this unit must be sealed to the surface to which it is mounted using an NSF listed sealant. Place a bead of sealant along outer edges of the mounting flange and remove any excessive amount. Make sure there are no gaps in the sealant as the intent is to prevent liquid spillage from adjacent surfaces from passing under inaccessible portions of the equipment.

Specifications

Drains

- 1/2" welded tailpiece

Cut-out Dimensions

- Model DI-RF7 - 6-1/4" by 6-1/4"
- Model DI-RF12 - 6-1/4" by 11-1/4"
- Model DI-RF18 - 6-1/4" by 17-1/4"
- Model DI-RF24 - 6-1/4" by 23-1/4"
- Model DI-RF30 - 6-1/4" by 29-1/4"
- Model DI-RF36 - 6-1/4" by 35-1/4"

Materials

- All stainless steel

Faucet

- Accepts 3/8” cold water lead
- 30 psi water pressure regulator included
- 1.2 gallons per minute

03012383
Rinser Faucet
Assembly

4004503
Conforms to NSF/ANSI STD 372

ETL SANITATION LISTED
Intertek

To view cleaning and care instructions, please visit:
https://www.glastender.com/PDF/F-423-011_ss_clean_care.pdf

Glastender, Inc. • 5400 N Michigan Rd • Saginaw, MI • 48604-9780
989.752.4275 • 800.748.0423 • Fax 989.752.4444
www.glastender.com

Approval/Notes:

Specifications subject to change without notice. For current specifications please visit our website.

Drop-In Rinser Faucet

Dimensional Information

DI-RF7
Cut-out size
6-1/4" X 6-1/4"

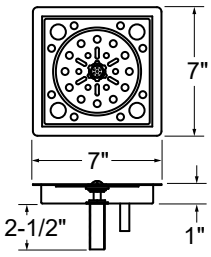

DI-RF12
Cut-out size
6-1/4" X 11-1/4"

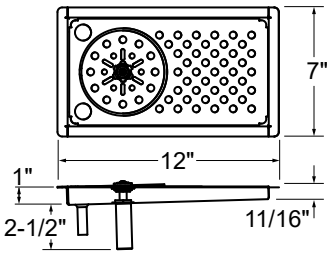

DI-RF18
Cut-out size
6-1/4" X 17-1/4"

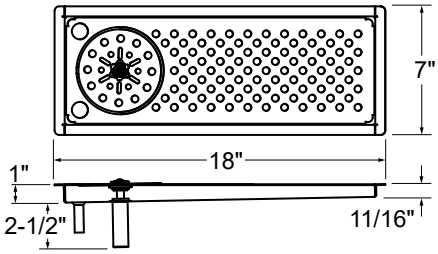

DI-RF24
Cut-out size
6-1/4" X 23-1/4"

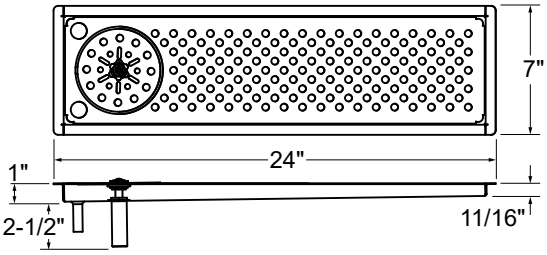

DI-RF30
Cut-out size
6-1/4" X 29-1/4"

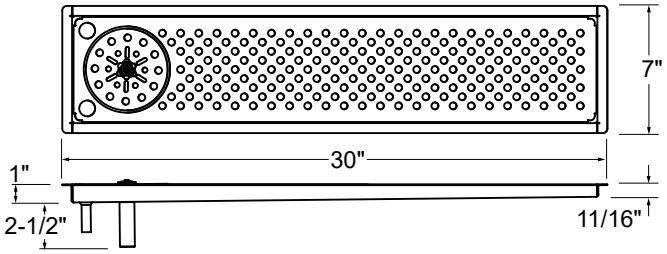

DI-RF36
Cut-out size
6-1/4" X 35-1/4"

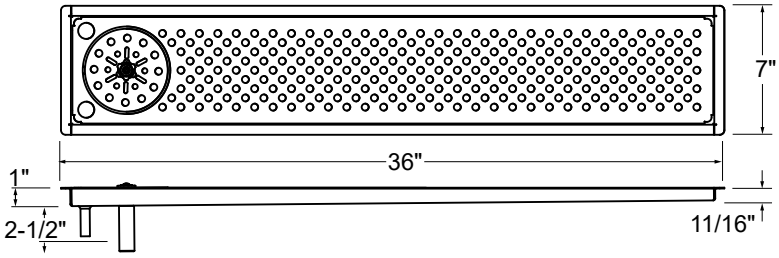

Glastender®
5400 N Michigan Rd • Saginaw, MI • 48604-9780
989.752.4275 • 800.748.0423 • Fax 989.752.4444
www.glastender.com

Printed in USA